

Audience Overview

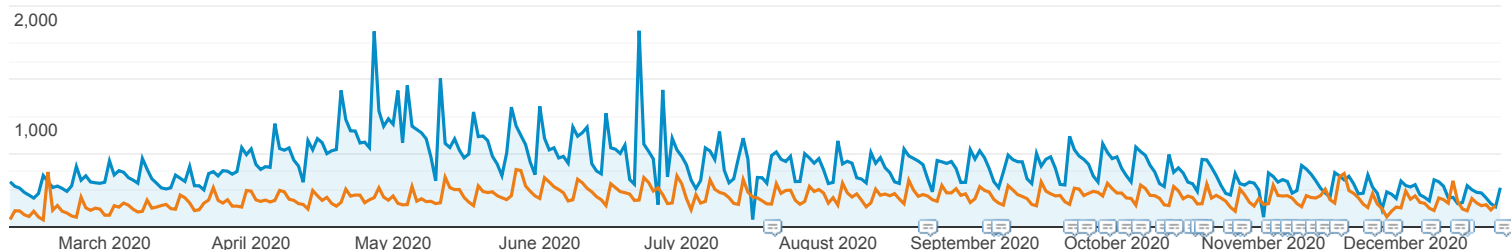
All Users
+0.00% Users

Feb 10, 2020 - Dec 21, 2020
Compare to: Feb 10, 2019 - Dec 21, 2019

Overview

Feb 10, 2020 - Dec 21, 2020: ● Users

Feb 10, 2019 - Dec 21, 2019: ● Users



Users

118.02%
156,705 vs 71,875



New Users

113.74%
156,092 vs 73,029



Sessions

122.88%
200,790 vs 90,089



Number of Sessions per User

2.23%
1.28 vs 1.25



Pageviews

82.93%
485,620 vs 265,469



Pages / Session

-17.92%
2.42 vs 2.95



Avg. Session Duration

-18.67%
00:01:48 vs 00:02:13



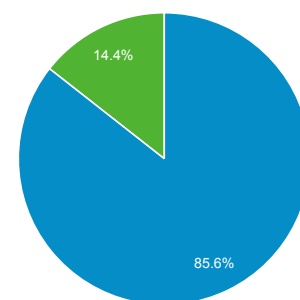
Bounce Rate

12.54%
52.02% vs 46.22%

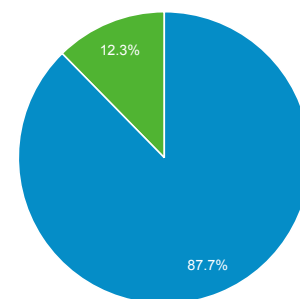


■ New Visitor ■ Returning Visitor

Feb 10, 2020 - Dec 21, 2020



Feb 10, 2019 - Dec 21, 2019



Language

	Users	% Users
1. en-us		
Feb 10, 2020 - Dec 21, 2020	119,148	74.33%
Feb 10, 2019 - Dec 21, 2019	70,255	97.73%
% Change	69.59%	-23.94%
2. en		
Feb 10, 2020 - Dec 21, 2020	29,789	18.58%
Feb 10, 2019 - Dec 21, 2019	46	0.06%
% Change	64,658.70%	28,941.67%
3. (not set)		
Feb 10, 2020 - Dec 21, 2020	5,044	3.15%
Feb 10, 2019 - Dec 21, 2019	27	0.04%
% Change	18,581.48%	8,277.89%
4. c		
Feb 10, 2020 - Dec 21, 2020	4,099	2.56%

Feb 10, 2019 - Dec 21, 2019	191		0.27%
% Change	2,046.07%		862.43%
5. en-gb			
Feb 10, 2020 - Dec 21, 2020	474		0.30%
Feb 10, 2019 - Dec 21, 2019	327		0.45%
% Change	44.95%		-34.99%
6. es-419			
Feb 10, 2020 - Dec 21, 2020	386		0.24%
Feb 10, 2019 - Dec 21, 2019	103		0.14%
% Change	274.76%		68.06%
7. zh-cn			
Feb 10, 2020 - Dec 21, 2020	207		0.13%
Feb 10, 2019 - Dec 21, 2019	180		0.25%
% Change	15.00%		-48.43%
8. es-us			
Feb 10, 2020 - Dec 21, 2020	203		0.13%
Feb 10, 2019 - Dec 21, 2019	66		0.09%
% Change	207.58%		37.94%
9. ru			
Feb 10, 2020 - Dec 21, 2020	158		0.10%
Feb 10, 2019 - Dec 21, 2019	13		0.02%
% Change	1,115.38%		445.05%
10. en-ca			
Feb 10, 2020 - Dec 21, 2020	125		0.08%
Feb 10, 2019 - Dec 21, 2019	75		0.10%
% Change	66.67%		-25.26%